

UNITED NATIONS



NATIONS UNIES



© Shareef Saifan, UNDP/PAPP image bank

# GAZA TEN YEARS LATER

United Nations Country Team in the occupied Palestinian territory  
July 2017

---

## ACRONYMS AND ABBREVIATIONS

---

AMA:	Agreement on Movement and Access
ARA:	Access Restricted Area
CM:	Cubic Meter
CMWU:	Coastal Municipalities Water Utility
ERW:	Explosive Remnants of War
GBV:	Gender-Based Violence
GDP:	Gross Domestic Product
GRM:	Gaza Reconstruction Mechanism
IDF:	Israeli Defense Forces
KM:	Kilometer
KM2:	Square Kilometer
MCM:	Million Cubic Meter
MoEHE:	Ministry of Education and Higher Education
MoH:	Ministry of Health
MW:	Mega Watt
NGEST:	Northern Gaza Emergency Sewage Treatment Plant
NM:	Nautical Mile
Non-BC:	Items, other than re-bar and cement, which Israel considers as having dual-use
OCHA:	(United Nations) Office for the Coordination of Humanitarian Affairs
oPt:	occupied Palestinian territory
PA:	Palestinian Authority
STLV:	Short Term Low Volume
UN:	United Nations
UNCT:	United Nations Country Team
UNRWA:	United Nations Relief and Works Agency
WFP:	World Food Programme

---

## TABLE OF CONTENTS

---

<b>FOREWORD .....</b>	<b>2</b>
<b>SUMMARY: GAZA'S DE-DEVELOPMENT TRAJECTORY AND PROJECTIONS FOR THE FUTURE .....</b>	<b>3</b>
<b>10 YEARS OF DIVISION, CLOSURES AND CONFLICT .....</b>	<b>5</b>
INTERNAL PALESTINIAN DIVISION .....	5
ISRAELI CLOSURES .....	7
RECURRENT HOSTILITIES .....	11
<b>THE ECONOMY .....</b>	<b>13</b>
IMPACT ON GAZA'S PRODUCTIVE SECTORS .....	15
WOMEN AND YOUTH .....	17
<b>BASIC INFRASTRUCTURE.....</b>	<b>18</b>
ELECTRICITY.....	18
WATER AND SANITATION .....	20
<b>SOCIAL SERVICES .....</b>	<b>22</b>
HEALTH .....	22
EDUCATION .....	24
<b>PROTECTION AND HUMAN RIGHTS.....</b>	<b>25</b>
INTERNATIONAL HUMANITARIAN LAW .....	25
HUMAN RIGHTS .....	25
VIOLATIONS IN THE ACCESS RESTRICTED AREAS (ARAS).....	26
GENDER-BASED VIOLENCE AND CHILD PROTECTION.....	27
<b>GAZA 2020: THREE YEARS UNTIL THE UNLIVEABLE?.....</b>	<b>28</b>

# 1 FOREWORD

Attempts to tell the story of what is happening to normal citizens inside Gaza today, quickly become the target of polemic – over what is cause and what is effect, around the correct sequencing of events and responses, over the language used and so on and so forth.

Meanwhile, on the ground, life for the average Palestinian in Gaza is getting more and more wretched. This year electricity is the most visible deterioration in the living conditions in Gaza but it comes on top of a host of other chronic and acute problems that have become part of ‘normal’ life. An 11 year-old child has not experienced more than 12 hours of electricity in a single day in his/her lifetime. No one remembers a time in recent memory when drinkable water reliably appeared out of the tap. Memories of ease of movement in and out of the Strip are also increasingly distant.

In 2012 the UN Country Team produced a report on living conditions in Gaza and predicted that based on the trends we were seeing then, Gaza was on track to become ‘unliveable’ by 2020. Sadly, as we check-in on those same trends again in this 2017 report, the deterioration has accelerated, sped-along not least by a devastating round of hostilities in 2014 from which we are only now starting to recover.

In my fortnightly visits to Gaza I am constantly amazed at the resilience of a people who manage to get by despite such odds. For most of us, with electricity only 2 hours a day as was the case recently, and youth unemployment at 60%, the ‘unliveability’ threshold has already been passed. Yet, somehow, families in Gaza find ways to ‘make do’.

But this does not change the fact that it is profoundly unjust and inhuman to put Gaza’s civilians through such an ordeal. In full view of the world. And still there is no end in sight, 10 years after the dramatic events of 2006-2007 that left the Strip closed, isolated and divided from the West Bank. Life in Gaza has been in perpetual crisis, ever since.

This report attempts to update our understanding of where things stand in Gaza in 2017. On behalf of the ‘regular’ citizens of the Strip that pose a threat to no-one but are nevertheless paying a high price for the acts and failures of others. The report tries to look past the polemic and to review – as we approach 2020 - the socio-economic, humanitarian and human rights disaster that is unfolding in Gaza and to advocate on behalf of the two million people trapped in this sad reality.



**Robert Piper**

UN Coordinator for Humanitarian Aid and  
Development Activities in the Occupied  
Palestinian Territory

11 July 2017

# 2 SUMMARY: GAZA'S DE-DEVELOPMENT TRAJECTORY AND PROJECTIONS FOR THE FUTURE

Since the publication in 2012 of the UNCT's report on 'Gaza 2020'<sup>1</sup>, Gaza's population has increased by 400,000, reaching 2 million people by the end of 2016. Gaza's population is projected to further increase to 2.2 million by 2020 and to 3.1 million by 2030<sup>2</sup> - just 12 years away.

Reviewing the indicators which in 2012 led the UN to question whether Gaza would become 'unliveable' by 2020, it is clear that very little progress has been made to change the basic trajectory identified in 2012. The population has actually grown slightly faster than projected and neither the economy nor basic infrastructure and services have been able – even remotely – to keep pace. The findings of this report indicate that most of the projections for 2020 have in fact deteriorated even further and faster than anticipated.

In 2012, the UN projected an annual growth rate of real GDP per capita in Gaza of 0.6-1.5%, or even as high as 5.7-6.6% if a significant easing of trade and other restrictions were to take place. Since then, real GDP per capita in Gaza has instead *decreased*. Provision of basic services, including health and education, has continued to decline, as the needs for additional health clinics and classrooms and doctors, nurses and teachers, outlined in the 2020 report, have not been met. Instead, the number of doctors, nurses and hospital beds, relative to the population, declined by 15, 12 and 5 percentage points respectively between 2010 and 2017; and the teacher/student ratio declined by more than five percentage points over the past five years. It should be noted that these reductions do not apply to services provided by UNRWA, where the teacher-student ratio has improved in recent years.

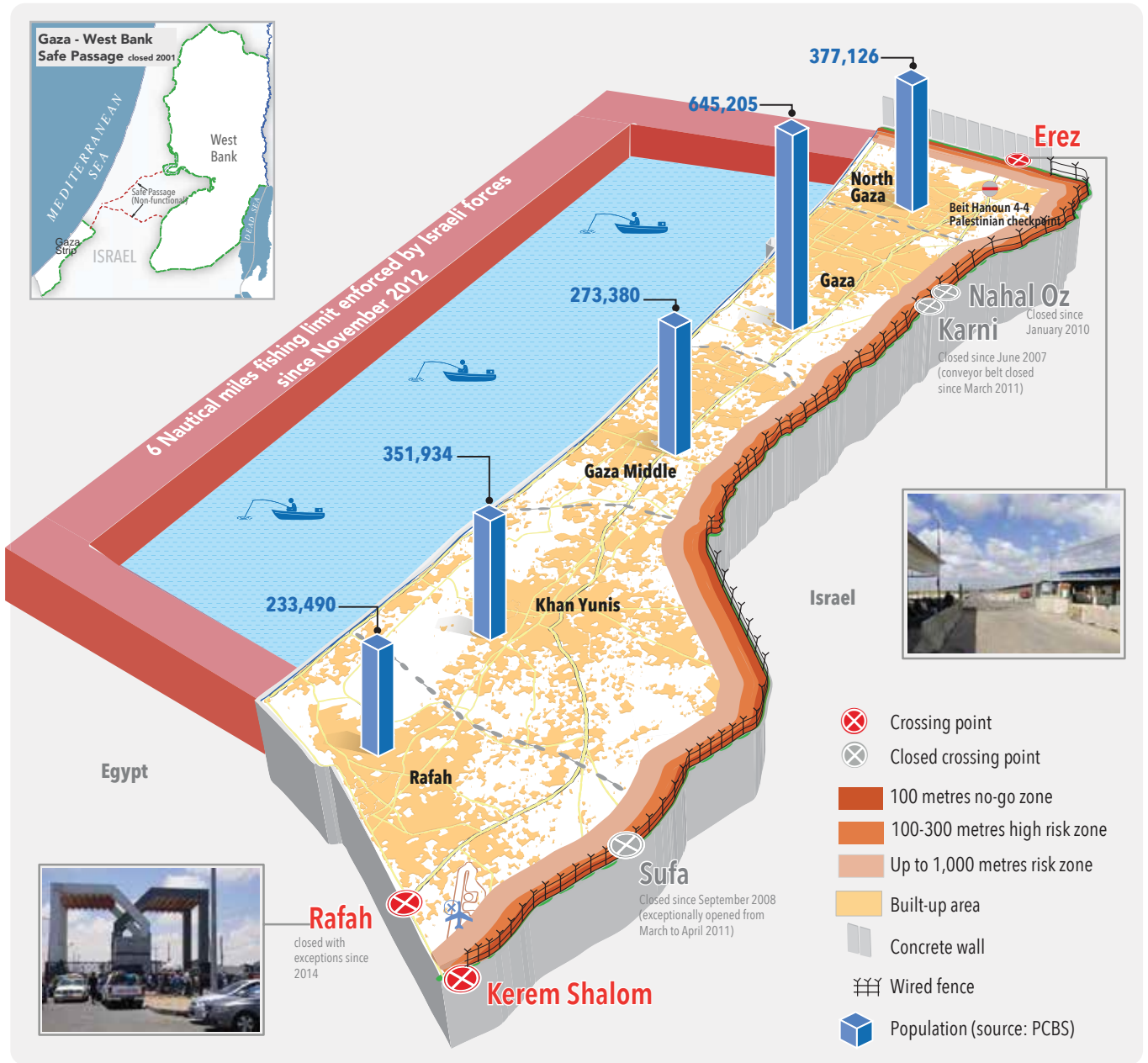
The only indicator which has not deteriorated as quickly as was projected in 2012, relates to the water aquifer. The projection in 2012 that the aquifer would become unusable by 2016, has now been shifted to the end of 2017, thanks mainly to a doubling of water supplied by the Israeli water company and paid for by the Palestinian Authority (PA). But there is little to celebrate as by the end of this year, Gaza's only water source will be depleted, and irreversibly-so by 2020, unless immediate remedial action is taken.

In addition to the impact of the violent Hamas takeover and ensuing Israeli measures imposed in 2007, three rounds of armed hostilities between Israel and Hamas – with the most devastating round in 2014 – have dealt repeated blows to the Gazan economy and damaged essential infrastructure. As a result, the past three years have been focused mainly on the reconstruction of conflict-damages, drawing attention away from the desperate needs that Gaza faced even before the conflict in 2014. Huge reconstruction needs triggered an easing in imports of construction material to Gaza, particularly through the temporary Gaza Reconstruction Mechanism (GRM), but access to material necessary to allow the Gazan economy to recover and expand remains highly restricted.

Despite the warnings issued by the UN in 2012, Gaza has continued on its trajectory of de-development, in many cases even faster than the UN had originally projected. Ongoing humanitarian assistance and international service delivery, especially through UNRWA's services, are helping slow this descent, but the downward direction remains clear.

## KEY INDICATORS

Indicator	2011/12	2016/17 Update	2020 Projection
Gaza Population Size	1.6 Million People	2 Million People	2.2 Million People (up from 2.13 million projected in 2012)
Population Density	4,383 People/KM <sup>2</sup>	5,479/ KM <sup>2</sup>	6,197 People/ KM <sup>2</sup> (up from 5,835/ KM <sup>2</sup> projected in 2012)
Real GDP per capita	US\$ 1,165	\$1,038	\$1,058
Unemployment Rate	29%	42%	44.4%
Energy - % of demand met	60%	26-46%	25-71%
Water - % of aquifer safe for drinking	10%	3.8%	0%
Year Aquifer will be unusable	Projected in 2016	Projected in 2017	The aquifer will be irreversibly damaged
Health – hospital beds per 1,000 people	1.8	1.58	Over 1,000 additional hospital beds needed
Health – doctors per 1,000 people	1.68	1.42	Over 1,000 additional doctors needed



# 3 10 YEARS OF DIVISION, CLOSURES AND CONFLICT

## INTERNAL PALESTINIAN DIVISION

Following the January 2006 Palestinian legislative elections in which Hamas won a majority of the seats in the Legislative Council, a new Hamas-led Palestinian Government was established. However, tensions between Fatah and Hamas quickly escalated as Hamas refused to recognize the Middle East Quartet's (EU, Russian Federation, UN and US) demands to accept all previous agreements, recognize Israel's right to exist, and renounce violence meant that International assistance to the new Government was heavily curtailed. Following several months of negotiations, a National Unity Government was established in March 2007, but was dissolved by President Abbas three months later. Increased confrontations between Fatah and Hamas subsequently escalated, ending with the latter's violent take-over and expulsion of the Palestinian Authority from the Gaza Strip in June 2007.

Upon seizing control of Gaza, Hamas has increasingly tightened its grip on power, including by executing, maiming and jailing opponents and suppressing dissent. For years, Hamas was able to sustain its de facto authority and build up its military strength primarily through controlling the movement of goods smuggled through tunnels between Gaza and Egypt and taxing this trade, while the Palestinian Authority paid for essential services to Gaza residents, including some civil service salaries, electricity, water and medical care. In 2013 Egypt effectively shut down the smuggling tunnel network. It created a buffer zone on its side of the border and placed severe limitations on the opening of Gaza's only border crossing with Egypt at Rafah. Facing a growing financing deficit in the PA budget, in the spring of 2017 President Abbas started curtailing financial transfers to Gaza by reducing salaries and payments to Israel for Gaza's electricity.

The Hamas coup in Gaza in June 2007 and the administrative division that followed between the PA and Hamas has had a significant impact on administration and public services in Gaza. Despite several national unity agreements between Fatah and Hamas over the past ten years, including, inter alia, the Cairo agreement in 2011, the Doha agreement in 2012, and finally the 2014 "Beach Camp" agreement, which

gave rise to a "government of national consensus", the two sides remain increasingly divided, administered separately and on progressively divergent policy directions.

In recent months, Hamas has sought to reposition itself, including through the adoption of a new policy document. However, the key issues separating the factions have remained unchanged over the years, with continuing ideological differences, including over the recognition of the right of Israel to exist and the use of violence. Hardening the divisions, in March, Hamas established an "Administrative Committee" to run governmental affairs in the Strip. In response, the PA has undertaken a number of measures, with serious humanitarian consequences, to pressure Hamas into bringing Gaza back under political control of the GNC.

## IMPACT ON GOVERNANCE AND SERVICES:

Following Hamas' take-over of Gaza in 2007, the Palestinian Authority (PA) ordered some 70,000 PA employees in Gaza not to report to work or lose their PA-funded salaries. Subsequently, Hamas recruited thousands of its own employees and security personnel. Despite the establishment of a Government of National Consensus in April 2014, nothing changed. Thousands of Hamas-hired workers in Gaza continued to receive a partial salary from the de facto authorities, while others continue to be paid by the PA but not report to work. Currently, the PA is paying the salaries of some 25,658 civil servants (12,293 of whom are not working)<sup>3</sup> and 33,550 security personnel (all of whom are not working) in Gaza<sup>4</sup>. A number of these PA-supported civil servants are slated for early retirement. Meanwhile, the de facto authorities in Gaza are paying partial salaries to approximately 20,299 civil servants. Most of these were hired by Hamas post-2007, except 2,340 PA employees who continued to work in Gaza after 2007.<sup>5</sup>

The Hamas takeover of Gaza has had a significant impact on the legislative, judicial and executive branches. The fact that no presidential or legislative elections have been held in Palestine since 2006 has also created a democratic deficit that undermines the legitimacy of state institutions and their actions on both sides of the divide. The Palestinian Legislative Council (PLC) has not formally convened since the division, significantly impeding Palestine's progress

towards democracy. This has had deep repercussions on the 'social contract' between the citizens and the state, while also challenging the legitimacy of government authorities more generally.

The division has resulted in the establishment of two different lawmaking processes and the enactment of diverging laws in Gaza and the West Bank, further eroding the unity and coherence of the future state of Palestine. In Gaza, elected members of the PLC from the Hamas-affiliated 'Change and Reform' bloc have continued to convene, notwithstanding the expiration of their terms on 25 January 2010. Since the Hamas-affiliated PLC members did not constitute a quorum (partly because of the imprisonment of some Hamas PLC members), a proxy system was developed and relied upon to enact 55 new or amended laws in the Gaza Strip since 2007, including foundational laws such as the new Civil Code. The constitutionality or legality of this system has been challenged both by the Palestinian Authority and legal experts. Some of these newly introduced laws contain provisions that breach international human rights standards in relation to civil and political rights, and gender equality.

Meanwhile in the West Bank, law reform has relied upon Article 43 of the Basic Law limiting the passage of laws by presidential decree to cases of 'necessity'. Article 43 further stipulates that any presidential decree law must be confirmed in the first sitting of a reconvened PLC. The

scope of the necessity provision remains legally unsettled as it was intended to deal with only short-term lapses in convening the PLC. In addition, no court has interpreted or adjudicated the meaning of 'necessity' and therefore a range of interpretations has developed around the constitutionality of laws passed by Presidential decree over the past years. Hamas's contention that the Presidents' term expired on 9 January 2009 is an additional element in the political polarization.

The division also led to the establishment of a parallel justice system in the Gaza Strip. As early as September 2007, the new de facto Council of Ministers established a parallel High Judicial Council in Gaza responsible for the Strip's ten Regular Courts as well as a parallel Higher Sharia'a Court Council related to the family courts. The new judges and prosecutors lack experience. External support for capacity-building has been unavailable due to limits on foreign assistance for work associated with Hamas. Moreover there are no guarantees for judicial independence, which substantially jeopardizes the safeguarding of human rights and essential freedoms in Gaza. More than 100 death sentences have been issued in Gaza since 2007,<sup>6</sup> many of which were issued by military courts, which lack procedural and substantive safeguards to ensure a fair trial.<sup>7</sup> In addition, the lack of a harmonized legal framework and judiciary has at times created situations whereby courts in the West Bank have refused to implement





verdicts issued by Gaza courts and vice versa, to the great detriment of the individuals and families involved.

The internal division also caused a split of the Palestinian civil service, impacting the delivery of basic services such as education and health care. The inability of Hamas to recruit and ensure regular salary payment for civil servants, coupled with the restricted access of professionals to training and learning outside the Gaza Strip, are severely affecting the quality of service provision in the Strip.

For example, in the health sector, some 57% of the Ministry of Health (MoH) employees in Gaza are paid by Hamas and typically receive a lower remuneration than their counterparts paid by the PA. This, in addition to protracted shortages of essential drugs and disposable medical supplies, has a significant impact on the quality of health care delivered in Gaza. Low morale, reduced working hours, increased absences, frequent strikes and the postponement of many elective surgeries are also chronic problems in the Strip.

In the education sector, the de facto Ministry of Education and Higher Education (MoEHE) in Gaza is facing difficulties recruiting new teachers and covering their salaries. As a result, it faces a shortage of 800 teachers and administrative staff and a deficit of \$300,000 each month for salaries, resulting in overcrowded schools and limited hours of instruction, with the average daily class room time per student as low as four hours.

Critically, the mistrust and power struggle between the PA and Hamas impedes efforts to find solutions that will improve the provision of basic services in Gaza. This is particularly evident in the energy sector, where lack of transparency on revenue collection and prices of fuel and electricity, as well as disagreement on taxation, have exacerbated political disagreements and led to a major disruption in the supply of energy in 2017.

Ten years later, the Palestinian divide shows no sign of narrowing. The divisiveness and mistrust between Fatah and Hamas poses significant challenges to the development of the Strip. Externally funded projects must be approved by the PA, but must be implemented with a separate body of service-delivery providers in Gaza.

---

## ISRAELI CLOSURES

---

Despite the Israeli unilateral disengagement from the Strip in 2005 – including the withdrawal of its soldiers and settlers – Israel retains full control of all movement of people and goods to and from Gaza by sea, air and land, with the exception of a 12 km strip of border with Egypt which, since 2013 in particular, has also remained closed most of the time, due to the security situation in the Sinai.

Movement restrictions imposed by Israel on the population of Gaza have gradually tightened over the decades in the context of Israel's unilateral disengagement in 2005, the Hamas takeover in June 2007 as well as continuing Hamas rocket attacks on Israel. During the First Intifada, in the early 1990s, Israel began requiring Palestinians to obtain permits to enter its territory (necessary to pass also between Gaza and the West Bank), and completed the building of a fence separating the Strip from Israel. In 2000, with the beginning of the Second Intifada, the movement of Palestinians through Erez and Rafah crossings was heavily restricted on security grounds. This included restrictions on movement to the West Bank, and shutting down the Gaza Airport after less than two years of operation. In 2005 Israel signed an Agreement on Movement and Access (AMA) with the Palestinian Authority aimed at facilitating movement of people and goods to and from Gaza.

However, further to the events of 2006/2007, including significant military escalation and rocket attacks by Hamas and other armed groups on Israel, the AMA was for all intents and purposes shelved as restrictions were significantly increased. Following the expulsion of the PA by Hamas in the summer of 2007, the Israeli Government declared Gaza "hostile territory" and, again citing security concerns, announced a number of new sanctions and restrictions on the access and movement of people and goods, ultimately amounting to a blockade by sea, air and land. Many of the restrictions imposed then, are still in place, although several have been eased in recent years.

Many of these measures are contrary to international law in that they penalize the entire population of Gaza, without regard to individual responsibility and thus amount to collective punishment<sup>8</sup>. Moreover, the blockade has a serious impact on the human rights of the population in Gaza, notably their right to freedom of movement as well as economic, social and cultural rights, ultimately undermining an adequate standard of living<sup>9</sup>.

A further impediment to access and movement has been the military build-up in Gaza by Hamas and other militant groups, which continued and intensified over the past decade, including the development, stockpiling and firing of rockets capable of reaching deep into Israel and the construction of sophisticated tunnels used for kidnappings and terrorist attacks in Israel. Israel has repeatedly reported that Hamas uses the movement of civilians and goods to smuggle weapons, money and other material for its military purposes.

Access and movement restrictions over the past decade can be divided into three distinct phases:

## PHASE 1: 2007 TO 2010

The initial and most severe phase followed a year of gradual tightening of access restrictions in the wake of the kidnapping of an Israeli soldier by Hamas in June 2006. The period also saw some 6,500 rockets fired from Gaza into Israel.<sup>10</sup> Following Hamas' violent take-over of Gaza in June 2007, stringent restrictions in the form of a land, air and sea blockade were imposed. In terms of imports, only 'basic humanitarian products' (primarily food, fodder, medical supplies and hygiene items) were allowed in. A complete ban on exports and transfers of goods to the West Bank during the first two years of the blockade led to the closure of 95% of Gaza's industrial establishment and the loss of 120,000 jobs.<sup>11</sup> Palestinian access to farming land and fishing areas was also significantly reduced at this time as more than 76,000 dunums of land along the fence line were categorized as "Access Restricted Areas" (ARA) and fishing grounds were also reduced by at least half by the Israeli navy. During this phase, restrictions on the exit of Palestinians through the Erez crossing was limited to "humanitarian cases", and three of the four crossings for goods between Gaza and Israel were shut down. The impact of the closures was further aggravated by the near complete closure of the Rafah crossing by Egypt during the same period, and smuggling tunnels under the border with Egypt became the main point of entry for construction material, livestock, fuel, cash and food products.

## PHASE 2: 2010 TO 2014

In June 2010 in the wake of the MV Mavi Marmara incident, Israel announced a package of measures to ease the restrictions, including a significant lifting of restrictions on imports of goods. This resulted in an increase in the volume and variety of goods allowed to enter Gaza, although significant restrictions remained on the import of items that Israel considered having potentially 'dual' civil and military use (henceforth 'dual-use' items). Such items were only allowed in for projects funded by international organizations through a multi-layered system of approvals regulating the entry of each individual consignment of materials. Meanwhile, import of equipment needed for the normal functioning of industries and basic services remained severely restricted. The local market in Gaza was unable to compete with many of the products and produce now entering the Strip due to the relaxations on import of such items as well as the flourishing smuggling tunnels from Egypt. However, when these tunnels were closed in 2013, lack of affordable fuel and building materials brought many activities to a halt, triggering a new crisis. During this phase, exports also resumed to a limited extent, primarily cut flowers and strawberries allowed to reach overseas markets, but with marginal economic impact. The West Bank and Israel – previously the two main markets for products from Gaza such as garments, furniture and agricultural produce remained off limits. This period, which includes the conflicts in 2012 and 2014, saw more than 11,800 rockets and mortars fired towards Israel<sup>12</sup>

## PHASE 3: 2014 TO PRESENT

The current access and movement regime put in place in late 2014 following the latest round of hostilities, included additional relaxations on both imports, exports and movement of people. Since 2015, some 200 rockets have been fired from Gaza into Israel.<sup>13</sup> With the establishment of the temporary Gaza Reconstruction Mechanism (GRM), import of some 'dual-use' items, mainly construction materials, was facilitated not just for international organizations, but also for individuals and for the private sector in order to respond to the vast needs for reconstruction following the 2014 hostilities. Commercial transfers from Gaza to the West Bank also resumed, first for agricultural produce and later for textiles and furniture. In March 2015, the first exports from Gaza to Israel since 2007 were permitted. This undeniable progress nevertheless still falls far short of pre-2007 levels; in 2016 total exports and transfers of goods from Gaza remained less than 20% of what it had been in the first half of 2007, in part due to continued export restrictions and in part due to restrictions on import of material and equipment necessary for local production.<sup>14</sup> The criteria and quotas for the passage of Palestinians in and out of Gaza were also expanded following the 2014 hostilities,<sup>15</sup> and yet they remained mostly restricted to businesspeople, medical patients and employees of international organizations. While the number of Palestinians permitted to cross Erez more than doubled from 2014 to 2015, this trend reversed in the latter part of 2016, which saw a 13% drop compared to 2015. The decline continued throughout the first half of 2017, which saw an additional drop of 1.5% compared to the latter part of 2016.

## IMPACT ON ACCESS AND MOVEMENT:

While Israeli restrictions on movement of people and goods in and out of Gaza have gradually eased since the near complete closure of 2007, movement remains highly restricted and unpredictable, further adding to the isolation of the two million people living in the Gaza Strip.

The Israeli measures imposed on the Strip continue to significantly impact the daily lives of Gaza's inhabitants and the efforts of the international community to implement humanitarian and development projects. Israel considers many materials needed for these projects to be 'dual-use' and posing security concerns, thus subjecting them to severe import restrictions. These include construction materials, raw material for the productive sectors, including wood and pesticides, medical equipment and water pumps necessary to deal with seasonal flooding. Despite improvements, particularly for construction materials, the import of other 'dual-use' items faces significant delays in approval for importation.

Many families are permanently split between Gaza and the West Bank or Israel, and relatives cannot meet except under specific circumstances, such as a death, grave illness or a wedding of a "first degree relative". The effect of not having contact with people outside of Gaza has significant social, economic and even psychological consequences as the population remains essentially cut off from the rest of the world.

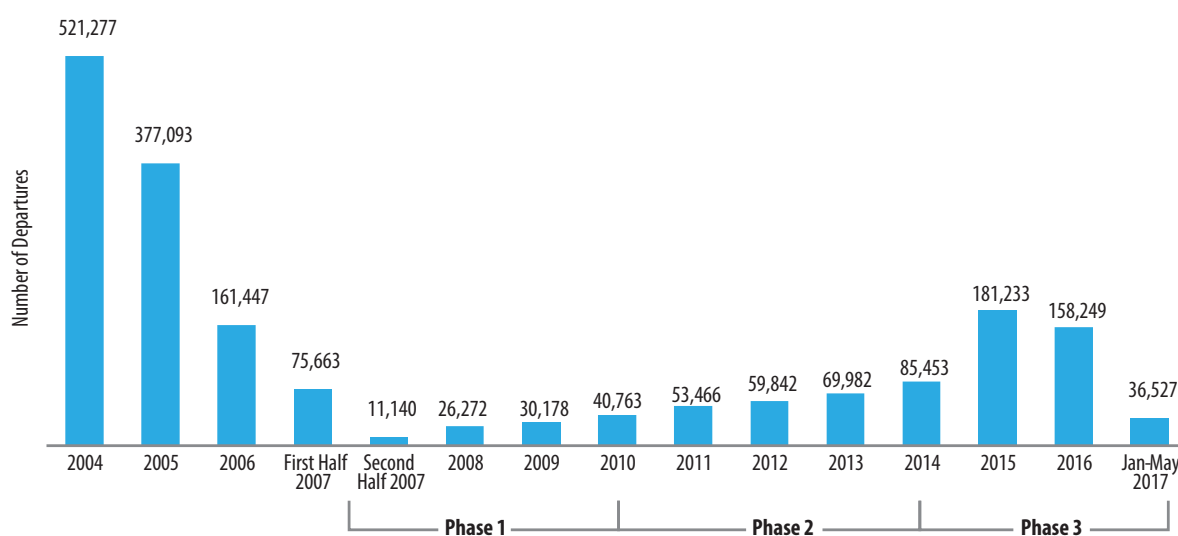
Gaza's economy remains largely dependent on the Israeli and West Bank markets, where more than 80% of all goods shipped out of Gaza were once sold. Businesspeople and traders rely on travel to establish and maintain business ties and take advantage of economic opportunities. Many professionals are unable to travel for conferences or other academic learning opportunities and thus unable to keep up with scientific innovations. Medical patients rely on treatment only available in the West Bank, Israel or abroad, and Gazan students cannot travel to study in fields not available in universities in Gaza.

The impact of the restrictions on the different sectors such as the economy, basic infrastructure, basic services and protection is analysed in detail throughout this report.

The number of departures out of Gaza through Erez already declined significantly in the few years prior to 2007, as some restrictions were tightened, but dropped markedly again by mid-2007 when the blockade was imposed. Over the past decade, the annual number of departures has gradually increased from an annual average of 32,400 people departing Gaza in the first phase of the closures (2008 to 2010) to 62,000 people in the second phase of the closures (2011 through 2013) and 141,645 in the third phase (2014-2016). The annual average number of departures from Gaza over the past two years has approximated that of 2006, but remains less than a third of the number of people that departed Gaza in 2004, when around 1,000 Palestinians



## Departures via Israel (Erez Crossing): 2017-2004



entered Israel to work every weekday.<sup>16</sup> Prior to 2004, many thousands of Palestinians entered Israel from Gaza on a daily basis and thus, the average number of departures was much higher.

Import of goods to Gaza also dropped significantly with the imposition of the blockade in mid-2007. By 2008, the monthly average of truckloads entering Gaza had decreased by 75%<sup>17</sup>. The amount of imports slowly increased as import restrictions were gradually relaxed, with the number of trucks entering in 2015 and 2016 reaching levels similar to those prior to 2007. It is difficult to draw a parallel between 2015/2016 and 2007 however, given that due to the vast needs for post-hostilities reconstruction as well as recovery of Gaza's deteriorating infrastructure, coupled with rapid population growth, demand for import into Gaza was much higher in 2015/16 than it was prior to 2007.

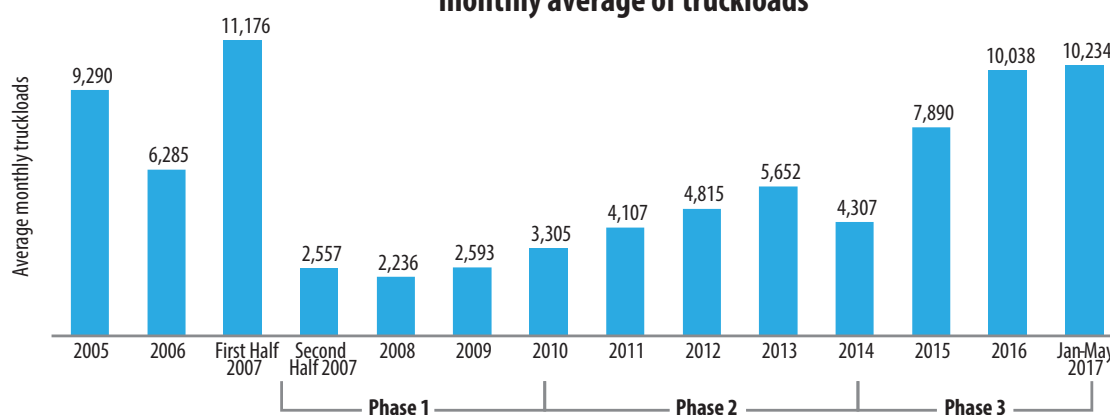
Exit of goods from Gaza (exports as well as commercial transfers to the West Bank) dropped dramatically in mid-2007 and started to recover slowly only in 2015, as exporters have had to cope with the challenges of restoring production

capacity and regaining markets that they have lost since 2007, as well as continued restrictions on import of raw material and delays at the crossings. The average monthly number of truckloads of goods exiting Gaza in the first five months of 2017 is still less than a third of what it was in the first half of 2007, despite a significant increase over recent months.

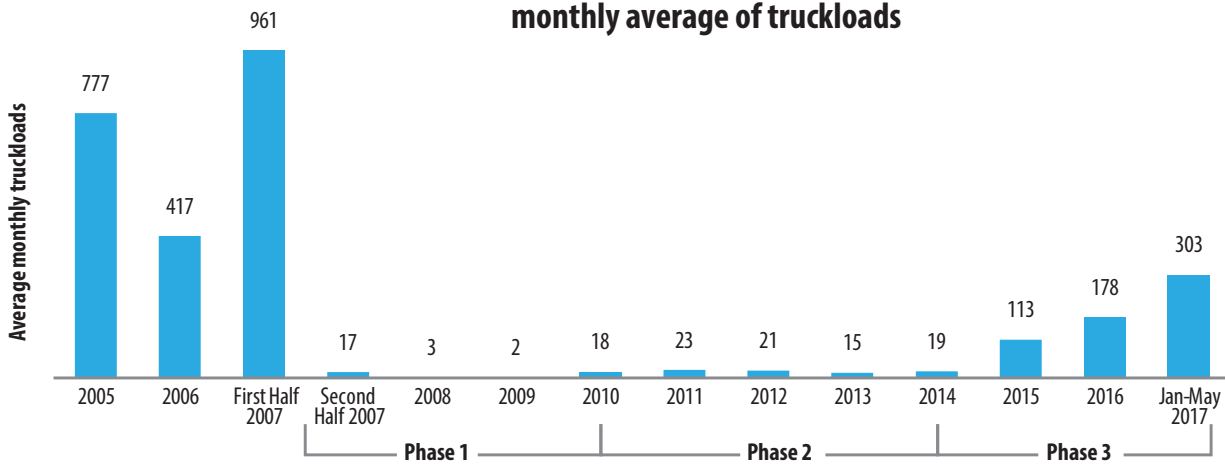
The access restrictions in and around Gaza continue to profoundly impede improvements in the quantity and quality of services in Gaza, to delay implementation of infrastructure projects and to prevent Gaza's private sector and manufacturing industries from reaching their productive potential.

The United Nations continues to call for the lifting of the closures, in line with UN Security Council Resolution 1860 (2009) and taking into account Israeli security concerns. In the immediate term, it is critical that both parties continue to facilitate the movement of people (particularly humanitarian cases and staff) as well as the entry of critical material, including through the GRM.

## Import of goods to Gaza: monthly average of truckloads



## Exit of goods from Gaza monthly average of truckloads



The GRM has facilitated import of 2.3 million tons of construction material (cement, aggregate and re-bar), including 1.6 million tons of cement for reconstruction as well as new construction for development agencies and the private sector. Nearly 120,000 people whose homes were damaged or destroyed have purchased cement through the GRM. Almost 380 large scale construction projects have been completed through the GRM and another 330 are underway. Many of these projects are financed by International donors including Qatar, Germany and the United States.

However, the GRM has been much less successful in enabling import of 'dual-use' items other than re-bar and cement (non-BC). For example, at the time of publication nearly 5,000 'non-BC' items such as water pumps, elevators, wood, steel, cables and other electrical equipment, requested through the GRM, are still awaiting a decision by the Israeli Government with 2,000 of these pending for more than six months. These delays impact large scale development

projects, especially in the critical energy, water and health sectors. As we move towards completing the reconstruction and repair of homes damaged in the 2014 hostilities, the GRM will reach its natural conclusion and discussions may ensue to see what kind of mechanism – if any – might follow to facilitate larger-scale development programming.

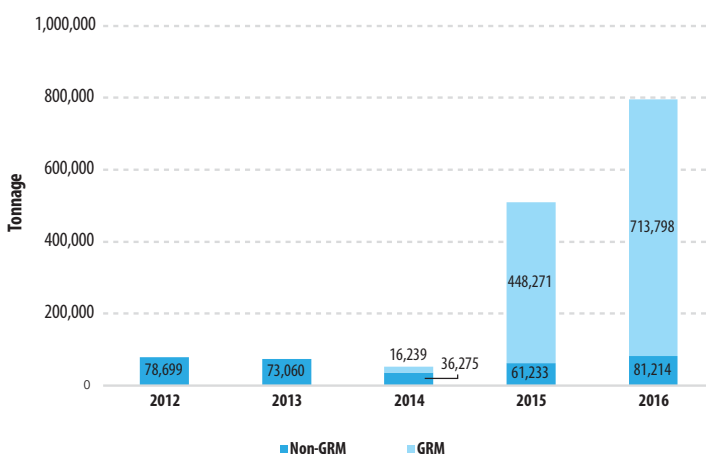
## RECURRENT HOSTILITIES

Over the past decade, Gaza has experienced successive rounds of violent confrontation at varying levels, including three major clashes between Hamas and Israel (in 2008, 2012 and 2014) involving shelling of Israel with rockets and massive air and land attacks from Israel on Gaza. These clashes have had a devastating economic and humanitarian impact on the population of Gaza.

The conduct of the hostilities by both sides has also raised serious concerns about the protection of civilians and respect for international humanitarian law, including of the principles of distinction, proportionality and precaution in attack. Accountability for these violations has remained elusive. The Israeli authorities have opened 31 criminal investigations, which so far have resulted in the indictment of three soldiers for a case of looting. At the same time, no meaningful investigations into alleged violations have been announced by the Palestinian authorities. Impunity denies victims and survivors the justice and redress they deserve, and prevents the deterrence of future violations. At the same time, all sides have failed to ensure adequate safeguards for the civilian population, further exacerbating vulnerabilities.

Regular military activities, including Israeli incursions and airstrikes in response to rocket fire from Hamas in Gaza, as well as the rounds of major hostilities with Israeli forces over the past decade has taken its toll. The hostilities have resulted in massive internal displacement, large-scale loss of life and injury and widespread damage to basic infrastructure, with

## Cement Import to Gaza per year



the vulnerability of Palestinian civilians intensified by the almost total absence of basic protective measures, such as warning systems and bomb shelters. During the same period, Hamas carried out campaigns of rocket fire from Gaza toward Israel and continued to construct sophisticated tunnels for terrorist and kidnapping operations inside Israel.

The first major round of hostilities broke out on 27 December 2008 and lasted for more than three weeks. During this time, nearly 1,400 Palestinians and 13 Israelis<sup>18</sup> were killed and some 60,000 homes were damaged or destroyed, leaving some 20,000 people without a home. The second major escalation of hostilities began on 14 November 2012 and lasted for one week, in which 174 Palestinians, including 107 civilians, and six Israelis, of which three were civilians, were killed, and some 10,000 homes damaged. The latest, and most devastating round of hostilities, took place between 8 July and 26 August 2014. During these 51 days, 2,251 Palestinians, including at least 146 civilians, and 71 Israelis, of whom five were civilians, were killed, and 171,000 homes were damaged – 17,800 of them rendered completely uninhabitable and displacing their 100,000 inhabitants.

In addition to the damage and destruction of houses and the resulting displacement of the civilian population inside Gaza, recurrent rounds of hostilities have inflicted additional damage to already scarce infrastructure, disrupting services, causing physical and mental trauma. For example, on seven separate occasions during the hostilities in 2014, UNRWA schools that had been sheltering displaced persons were struck either directly or in the immediate vicinity by shells or other munitions as a result of Israeli actions, causing deaths

and/or injuries, and at least 83 UNRWA school buildings and 10 health centres were damaged.<sup>19</sup>

Nearly three years after the latest escalation of hostilities, despite significant progress in the physical reconstruction of damages, many services are yet to be fully restored. Damaged agricultural land – only half of which has been rehabilitated – is years away from yielding a harvest comparable to pre-conflict levels. Most of the damaged businesses have been unable to fully resume operations, and some 30,000 people remain displaced waiting for their homes to be rebuilt.

At the same time, while significant focus has – rightly – been on reconstructing the houses damaged in 2014, the total size of the housing shortage in Gaza has increased from 71,000 in 2012 to 120,000 today – in large part due to natural population growth. However, these chronic challenges tend to be forgotten in the face of large scale destruction.

In fact, the recurrent focus on reconstruction following each escalation of hostilities inevitably diverts attention away from the longer-term structural investments needed to reverse Gaza's development trajectory while also redirecting efforts and funding away from longer-term sustainable investments. After each round of hostilities, donor conferences have been held where substantial pledges have been made to repair damaged homes and infrastructure and promote recovery. At the latest donor conference, held in Cairo in October 2014, US\$3.5 billion was pledged for Gaza. The earlier donor conference at Sharm El-Sheikh in March 2009 garnered \$4.5 billion in pledges.



# 4 THE ECONOMY

Over the past decade, the Gaza Strip has seen a significant decline in key socio-economic indicators, reaching an estimated poverty level of about 40%, and faring much worse than the West Bank.

In terms of real GDP, the ten-year average growth rate for Gaza reached only 2.8% compared to 6.9% in the West Bank, causing a growing divergence between the two regions. Critically, since Gaza's average GDP growth rate has been lower than its population growth rate therefore per capital real GDP in Gaza has actually decreased over the last decade. Per capita real GDP in Gaza declined by 5.3% from 2006 to 2016, while it grew by 48.5% in the West Bank, during the same period, increasing the gap in living standards between the two regions significantly.<sup>20</sup>

Gaza's economic performance suffered a heavy blow initially due to the events of 2005-2008, from the disengagement, through the Hamas take-over, the tightening of the closure, and the escalation of hostilities. It suffered another major setback following the 2014 escalation. The contraction of economic activity was particularly significant in 2014 when real GDP fell by over 15%. Inflow of foreign aid for reconstruction after each escalation of hostilities in 2008-09, 2012 and 2014 have helped boost Gaza's growth rates temporarily.

Indicator	Value
Gaza Real GDP per capita	2006: US\$1,096   2016: \$1,038   2020 (projected): US\$1,058
Unemployment rate	2011: 29%   2016: 42%   2020 (projected): 44.4%
Poverty rate	2004: 30%   2007: 50%   2016: ~40%
Food insecurity	2012: 44%   2017: 47%

As Gaza's real GDP per capita failed to demonstrate significant growth, poverty has increased. In 2004, Gaza had a poverty rate of 30%. The rate increased sharply to more than 50% immediately after the intensification of the closures in 2007<sup>21</sup>. The poverty rate then declined to 39% in 2011.<sup>22</sup> In the past few years poverty has stabilized at around 40%.<sup>23</sup>

The impact of the economic contraction in Gaza is also reflected in the unemployment rate. Gaza's unemployment rate increased from 34.1% in the first quarter of 2006 to 40.6% in the last quarter of 2016, translating into 203,000 unemployed persons at the end of 2016.<sup>24</sup> Gaza's unemployment rate has been highly volatile over the past decade reflecting changes in the level of restrictions, periodic rounds of hostilities and reconstruction, and fluctuations in demand for seasonal labour in the farming and fishing sectors. Unemployment peaked in the third quarter of 2014 – exceeding 47% at the height of the hostilities.

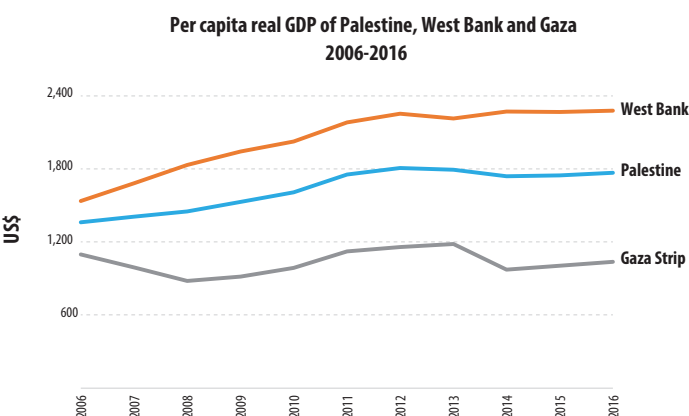


The increase in unemployment has been particularly stark among youth and women. Between the first quarter of 2006 and the last quarter of 2016, the unemployment rate for 20-24 year olds increased by nearly 10 percentage points (from 50.6% to 60.3%) while that of 25-29 year olds increased by close to 16 percentage points from (36.3% to 52.1%). In the same period, the unemployment rate for women increased from 35.1% to 64.4%, with the gap between men and women steadily increasing over the decade.

With increasing poverty and unemployment as well as high food prices, affordable food is out of reach for many families in Gaza. Over one million Palestinians in Gaza are moderately-to-severely food insecure, despite many of them already receiving food assistance or other forms of social transfers. As an example, the number of refugees requiring food assistance has been continuously increasing. The increase started already in the early 2000s, and in the past decade the number of people relying on UNRWA food assistance increased by 27% to more than 960,000 people in 2016, with projections of one million recipients in 2017.<sup>25</sup> An additional 25,000 food insecure non-refugees in Gaza rely on food assistance through WFP.

### FORECAST:

In the Gaza 2020 report, it was projected that between 2012 and 2015 the annual growth rate of real GDP would reach 4% to 5% in a low-growth scenario, or 9% to 10% in a high-growth scenario, based on a “significant easing of trade and other restrictions”. Given the high annual population growth rate of 3.37%, real GDP per capita was thus projected to grow at between 0.6% and 1.5% annually in the low-growth scenario, and by 5.7% to 6.6% in the high-growth scenario. However, in large part due to the economic contraction in connection with the 2014 hostilities, real GDP instead



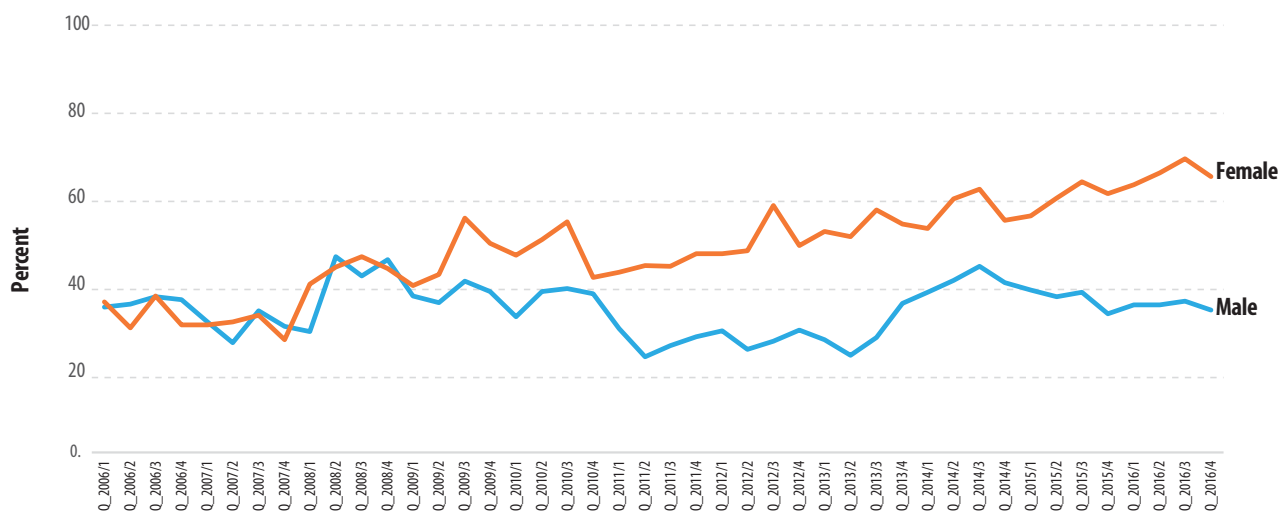
declined in this period - by nearly 5% - while real GDP per capita decreased by over 13% between 2012 and 2015.

Assuming the current energy crisis is resolved by the end of 2017 and the economy recovers in due course, Gaza’s real GDP is expected to be around US\$2,327 (with 2004 as the base year) in 2020, which would translate into a real per capita GDP of US\$1,058. Even in 2020, real per capita GDP in Gaza will continue to be lower than pre-2014 levels.

Moreover, due to the high population growth in the Gaza Strip, the labor force is projected to increase significantly. Even to keep the current high unemployment rate from deteriorating further-still, 24,000 new jobs will have to be created each year. This figure will increase to 27,000 new jobs per year in 2020-2025 and to 30,000 new jobs per year by 2025-2030<sup>26</sup>. If employment growth in Gaza continues at the rate of the historical trend over the last 10 years, by 2020 the unemployment rate in Gaza will exceed 44%.

Gaza’s economic trajectory over the past decade is a strong indicator of the ongoing de-development in the Strip. The gap between Gaza and the West Bank also continues to widen.

### Unemployment rate in Gaza disaggregated by gender: 2006-2016





## IMPACT ON GAZA'S PRODUCTIVE SECTORS

Gaza's productive sectors have been particularly hard hit by the events of the last decade and their share of the Strip's GDP has been declining steadily. Between 2006 and 2016, the share of agriculture, forestry and fishing in GDP declined from 6.1% to 4.1% and the share of mining, manufacturing, electricity and water declined from 11.9% to 8.4%. According to the Palestinian Central Bureau of Statistics, GDP growth rate during these 10 years was driven largely by construction, wholesale and retail trade, services as well as public administration and defence. Public administration and defence accounted for nearly a third of Gaza's economy in 2016.

### Private businesses

Most businesses in Gaza are traditionally family-owned and family-operated, and largely engaged in trade and services activities. Businesses are mostly small in size, with the majority only employing 1-4 workers<sup>27</sup> and having asset values under US\$30,000<sup>28</sup>. Gaza firms compare far less favourably than their counterparts in East Jerusalem and the West Bank in terms of productivity and cost-effectiveness. According to the World Bank, Gaza's private sector businesses are characterized by a low-level of labour productivity (i.e. value-added per worker), capital intensity (capital units per worker) and total factor productivity (a measure of firms' technical efficiency).<sup>29</sup>

Gaza's private sector is the engine of any future economic growth but remains highly constrained by the impact of the restrictions on movement and access to natural resources and markets, in addition to recurrent destructive outbreaks of hostilities. During the 2014 hostilities, Gaza's productive sector incurred direct damages estimated at US\$418 million while indirect losses due to lost income and business opportunities as a result of the conflict reached an additional \$451 million. Two years after the latest round of hostilities, Gaza's private sector still report a 50-60% decline in terms of capital assets, production and sales, employment and exports, compared to pre-2014 levels.<sup>30</sup> This has been exacerbated by inadequate international financial support to address the extensive damage and losses caused by the escalation in hostilities and to help initiate recovery.

For the past 10 years the international community has been providing financial and technical support to Gaza businesses to alleviate the adverse impact of the stringent conditions under which they operate. This support has mainly been provided through projects that either target specific productive sectors or business segments with the purposes of repairing damages, promoting new jobs, enhancing quality and performance, or supporting expansion. Generally, the overall strategy of these projects aims to help Gaza recover part of the productive capacity it possessed before the blockade or to compensate for the damages that resulted from the recurrent hostilities. This project-by-project approach has however provided only limited success in bolstering Gaza's private sector



when coupled with the ongoing limited access to external markets, raw materials, and public infrastructure, and a weak international and national appetite for business investment as a result of political instability and security challenges.

A fresh approach is needed to create a more sustainable private sector that can boost Gaza's resilience. Investments are needed for developing new business sectors and ideas that can survive under the current situation and which can capitalize on the comparative advantages of Gaza in relation to its rich human capital, knowledge sectors and servicing capacity. This new approach would aim to improve the ability of the private sector to cater better to the domestic market with quality and affordable services and goods, and simultaneously offer services to external markets, especially in areas that already show potential such as offering business solutions, e-work, research, and business design and development. This requires a fundamental long-term strategic shift and substantial investment in education, skilling, technological advancement, enabling infrastructure and market promotion for Gaza.

## Agriculture and Fisheries

In the agricultural sector the annual average value of agriculture trade during the years 2000-2006 reached \$18 million. In 2014 agricultural trade had dropped to a paltry US\$2.2 million. Progress since, has seen exports valued at \$13.3 million by 2016 but still well below the levels 10 years before. As the predictability of trade flows has improved over the past decade, farmers have returned to or expanded

their cultivation of export-oriented crops, which generate a much higher return than selling on the local Gaza market. Continuing to build on these gains depends on easing restrictions that affect overall agricultural production as well as specifically those which govern trade, particularly on the types of crops that can be exported to Israel.<sup>31</sup>

The growth of the agricultural sector has also been hindered by restrictions on import of raw material for the productive sectors. Certain fertilizers and a range of common pesticides feature on the Israeli 'dual-use' list. Limited access to these has restricted Gaza's agricultural yields, as the fertilizer concentrations currently being used are lower than those used by farmers in nearby countries, preventing farmers from maximizing their yields. Certain chemicals which increase the shelf life of agricultural produce also feature on the 'dual-use' list. Similarly, inputs necessary for even basic manufacturing like spare parts for lathes and machinery for milling, screwing or iron rolling also feature on the 'dual-use' list. Moreover, access restrictions are not only limited to movement in and out of Gaza. As noted above, Israel has also designated Access Restricted Areas (ARAs) on both land and at sea; up to 35% of Gaza's agricultural land and as much as 85% of its fishing waters have been affected at various points<sup>32</sup>.

At sea, the "allowed" fishing area agreed in the Oslo accords extended to 20 nautical miles (NM), but never exceeded 12NM and since 2006, has varied between 3 and 6NM, occasionally extending to 9NM for a few weeks at a time. These restrictions have heavily impacted sardine fishing,



Gaza's most important catch. Sardines flourish at the 6 NM boundary and have consistently accounted for over 50% of the annual catch except during the period when access restrictions were limited to 3 nautical miles (2009-2012).<sup>33</sup> A sustained extension of the current fishing limit to 12 NM (and eventually to 20 NM as agreed in Oslo) would significantly boost the sardine catch, increasing it from the current 350 tons to at least 2,500 tons, with a potential revenue of hundreds of millions of shekels. It would also allow fishermen to exploit high-value "bottom fish" leading to higher incomes and an increase in fish catch. Ongoing restrictions limit fishing activities to shallower zones inhabited by juvenile fish. This is leading to overfishing of resources further endangering the sustainability of fishing livelihoods in Gaza.

## WOMEN AND YOUTH

The women's labour force participation in Gaza is amongst the lowest in the world. Their economic activity is largely concentrated in unpaid agricultural work or informal employment. Thus while 18.3% of economically active women work in agriculture – constituting 30% of agricultural employees in Gaza<sup>34</sup> - they are often classified as "unpaid family members" and do not have access to an independent income or control over agricultural assets<sup>35</sup>. Strict social codes of segregation between men and women mean that women and girls are confined to the private sphere of their homes and are mainly reliant on male family members for their livelihoods as well as access to critical information about the security situation, work opportunities, humanitarian assistance and services. The gendered division of roles and social restrictions on women and girls often translate into

their exclusion and limited role in decision-making within the household and beyond.

Gaza has one of the youngest populations in the world, with 43% below the age of 15. This has many implications on the structure of society as well as on the demand for services and on the economy. Youth in the Gaza Strip face many challenges. They are deprived of basic necessities and face social and economic marginalization, isolation and limited access to social and cultural facilities. For economic and social reasons, some youth drop out of school, leave their jobs, or marry at an early age in exchange for protection or a shelter for them and their families. This has negative effects, both short and long-term, on the entire society.<sup>36</sup>

On the one hand, the 'youth bulge' presents an opportunity as these young people reach working age resulting in an increased participation in the labor market. However, for this to happen, there needs to be significant investment in their future. An investment that includes adequate education and above all an investment in developing their knowledge, skills and ambition. Currently, those opportunities are highly constricted in Gaza, and youth lack any meaningful prospects for professional growth.

However, education alone will not create additional job opportunities. Currently, even higher education in Gaza does not protect from unemployment and poverty. In 2016, the unemployment rate for graduates with an Associate Diploma Certificate or above reached 42.9%. This is even more pronounced for women, with a 65% unemployment rate for women with more than 13 years of education, while the unemployment rate was actually lower for women with fewer years of education.



# 5 BASIC INFRASTRUCTURE

Gaza's infrastructure has suffered significantly from a lack of investment affecting key areas such as water, energy and communications networks<sup>37</sup>. Basic services are simply unable to keep up with demand.

## ELECTRICITY

Indicator	2012	2017	2020 (projection)
Electricity Supply	210 MW	120-142 MW	210-360MW
Electricity demand	350 MW	450 MW	550 (low-growth) 850 (high-growth)

Gaza's chronic energy shortages continue to impact everyday-life, while at the same time undermining the functioning of other infrastructure and services, such as water treatment and health care facilities, as well as adversely impacting Gaza's productive sectors.

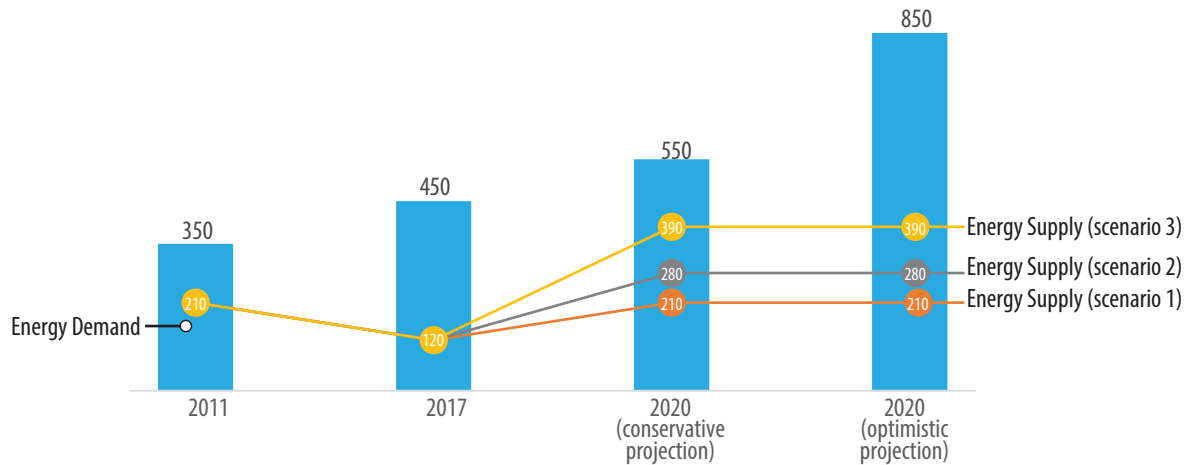
The daily demand for electricity in Gaza, which was estimated to be 350MW in 2011, is currently estimated at 450 MW. Meanwhile, the supply of energy has remained stagnant at a maximum of 210MW<sup>38</sup> since 2006. In early 2006, the 210MW consisted of about 90MW from the Gaza Power Plant (GPP) and 120MW from the Israeli Electricity Company (IEC) paid by the PA. As the GPP production reduced following an

Israeli bombardment of the Plant in 2006, reaching only half capacity of 60MW, Egypt began providing 17MW which later increased to 20-30MW<sup>39</sup>. However, the power supply from Egypt is regularly interrupted due to maintenance issues.

Recent months have seen a significant decline in energy supply due to the latest stand-off between the PA and Hamas. As the PA refused to waive taxes on fuel for the GPP, and the de facto authorities refused to purchase the taxed fuel, the operation of the power plant came to a halt in April 2017. As a result, Gaza's energy supply reduced to only 120MW, received through Israeli lines (increasing to 142MW when the Egyptian lines are operational), and daily blackouts reached 20 hours per day. Subsequently, in June 2017 the PA decided to reduce its payments by 25% for electricity supplied from Israel to the Gaza Strip. At the time of writing, the Israeli supply has also been reduced to around 80MW, following the PA's decision to reduce payments for Israeli-supplied electricity. This reduction has partially been offset by the import of Egyptian fuel, paid by Hamas, enabling the GPP to produce some 55MW. Thus the total supply again is up at 127MW (155MW when the Egyptian lines are functioning)



## ENERGY DEMAND AND SUPPLY IN MEGAWATTS



### FORECAST:

Based on population growth, a conservative projection will see the demand for energy increase to 550MW by 2020. However, in a more optimistic scenario, the next few years would see the completion of a number of critical water and wastewater facilities as a well further progress in Gaza's economic recovery. In this scenario, the energy demand would increase to 850MW.


Projecting future supply is much more difficult. Several key projects, which have been in the pipeline for years, including the establishment of a 161Kv line from Israel and conversion of the GPP to natural gas, are moving forward, albeit slowly, despite broad agreement on the urgent need to address the Strip's energy shortages. Seeing these projects reach fruition also requires agreement on, inter alia, new arrangements for revenue collection, payment and management, project financing and import permits given much of the equipment required is considered 'dual use' by the Israeli Defense Ministry.

Assuming that the current (2017) energy supply crisis will be overcome, three scenarios can be offered for Gaza's energy:

**Scenario 1:** A pessimistic estimate would be that the energy supply in 2020 remains at similar levels to recent years, i.e. 210 MW. In this case, only 38% of Gaza's energy needs would be met by 2020, assuming a low-growth in demand, while only 25% would be met if demand increases to 850 MW.

**Scenario 2:** A more optimistic projection would see the completion of the 161kV line from Israel leading to an increase of 70MW. However, even in this scenario, total supply would only increase to 280MW by 2020, covering 56% of Gaza's energy needs (or 36% if the demand increases according to the higher-growth scenario).

**Scenario 3:** The current best-case scenario would see, in addition to the 161kV line, the conversion of the GPP to run on natural gas and the installation of a gas pipeline, increasing the power plant's capacity to 140MW by 2020 and potentially more at later stages, as well as a doubling of Egyptian supply to 60MW. In this scenario, total supply could reach 390MW by 2020 meeting 71% of demand (or 46% if demand follows the high-growth scenario).



## WATER AND SANITATION

Indicator	2012	2017	2020 (projection)
Share of aquifer water that is safe for drinking	10%	3.80%	00%
Year when the aquifer may become unusable	2016	2017	Aquifer will be irreversibly damaged
Amount of untreated or partially treated waste water that is pumped in the ocean	90,000 CM/Day	100,000 - 108,000 CM/Day	120,000 CM/Day

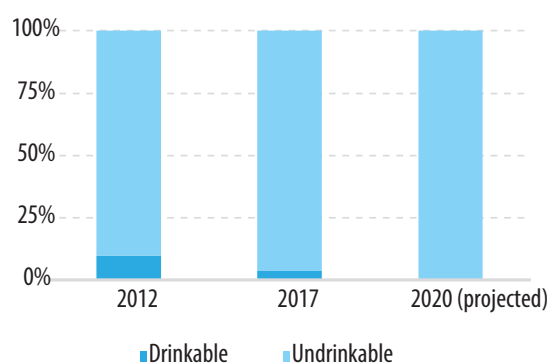
Access to safe drinking water in Gaza through the public water network plummeted from 98.3% in 2000 to a mere 10.5% in 2014, compared to almost 97% in the West Bank. As a result, reliance on water tanks, containers and bottled water rose from 1.4% to 89.6% during the same period.

For other domestic use (ie. not for drinking), currently 50% of the population receives water for only 8 hours every four days, 30% receives water for 8 hours every three days, and the remaining 20% receives water for 8 hours every two days.

Having to rely on water trucking comes at a high cost on consumers, as trucked water is 15-20 times more expensive than water from the network. This particularly impacts the most vulnerable who are often poor and unemployed and do not have access to piped network water. Trucked water is also unregulated and unreliable in terms of quality.

The increasing population and unsustainable demands on Gaza's sole water source due to systematic over-extraction of the underlying coastal aquifer has resulted in the intrusion of seawater and in 96.2% of the groundwater in Gaza becoming unfit for human consumption – up from 90% in 2012. Due to the deployment of new fresh water sources of good quality, particularly an additional 5 MCM of water supplied by the Israeli water company Mekorot and paid for by the PA (bringing this to a total of 10 MCM), and 3 MCM of desalinated seawater that has been developed in the recent past, the projection made in 2012 that the coastal aquifer would become unusable by 2016 has been shifted to the end of 2017. It is still expected that the damage to the

## SHARE OF AQUIFER SAFE FOR DRINKING



aquifer will become irreversible by 2020 unless additional measures are implemented immediately.

At the same time, the amount of untreated or partially treated waste-water which is released into the ocean each day has increased from 90,000 CM per day in 2012 to 100,000 CM per day in 2016, which recently increased further to 108,000 CM per day due to the electricity crisis. This equates to 43 Olympic-size swimming pools of poorly treated sewage being dumped into the Mediterranean every day.

This is in large part due to the lack of electricity to operate waste-water treatment facilities as well as the continued delays in completing and making operational the three central waste-water treatment plants, in Gaza and Middle area Governorates, Khan Younis Governorate and North Gaza Governorate. Due to electricity shortages, the Coastal Municipalities Water Utility (CMWU) is currently prioritizing the operation of 55 sewage pumping stations to avoid localized flooding in residential areas. Those stations are pumping the sewage to the waste-water treatment plants, which have reduced functioning due to energy crisis, and thus dumping poorly or untreated sewage to the sea.

Of particular concern is the delay in implementation of the Northern Gaza Emergency Sewage Treatment Plant (NGEST), which upon completion would be able to treat 36,200 CM of waste-water per day. The plant was due to start operations by the end of 2012. However, restrictions on

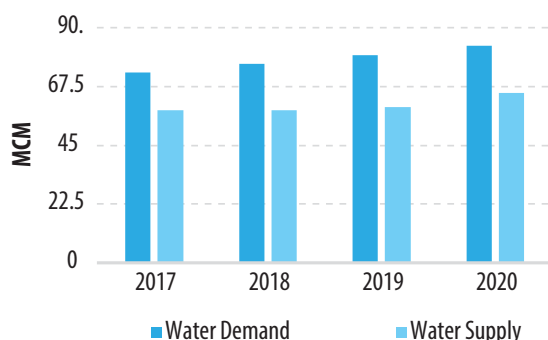
delivery of equipment and materials, access to the site, and the lack of provision of a 3MW power supply has delayed operation up to the present day. The plant's operational delay is exposing 10,000 households in Beit Lahia to public health and environmental health risks.

To address the water and waste-water crises it is critical that additional water treatment facilities are constructed. Since 2012, work has started on three Short Term Low Volume (STLV) desalination plants, which will produce an additional 13MCM water, as well as on sewage treatment plants in both the North, Middle and South areas of Gaza. However, the construction of the facilities have been delayed in large part due to restrictions on imports of the necessary dual-use material, and only 23% of the planned STLV interventions forecast to be completed by 2016 were achieved. The completion date for the remainder is now expected in 2019 at the earliest. The recent opening of the Seawater Desalination Plant for the Southern Gaza Strip, designed to provide safe drinking water to 75,000 people, with plans for expansion to serve 150,000 people is a welcome development, but can only be sustained if a solution is found to the ongoing energy crisis. This STLV inaugurated in January 2017 is only operated for a limited number of hours, depending on the availability of fuel, pending the supply of 1.5 MW of electricity from the grid

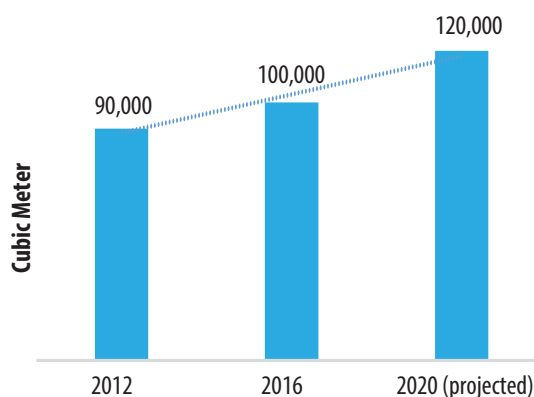
### FORECAST:

It is forecast that by 2020 Gaza's coastal aquifer will be irreversibly damaged. The impact of this will be catastrophic. Already the supply of water in Gaza does not meet the global WHO standards of 100 liters per person per day. In order to meet this standard, 73MCM would currently be required in Gaza – but the supply is only 58.32MCM, or 80% of demand. Even assuming that the Mekorot supply will remain stable and that there are no further obstacles to implementation of or energy supply for water facilities, this gap is expected to grow by a couple of percentage points by the year 2020, given rapid population growth.

### WATER DEMAND AND SUPPLY (PROJECTION)



### SEWAGE DUMPED IN THE SEA EACH DAY



With the supply of water too low to meet the demand, the living and health conditions of the people of Gaza can only further deteriorate, exposing the population to water-borne illnesses, and other threats.

Without further progress towards improvement of waste-water treatment, most urgently through increased electricity supply, the amount of sewage pumped into the ocean is also expected to increase by another 20% to 120,000 CM per day by 2020, with significant environmental consequences, not only for Gaza.

A large number of projects are currently underway to avert this disaster, including through increased desalination and waste water treatment facilities. However, these projects are progressing very slowly and facing continued obstacles in the import of essential equipment. Moreover, all of these facilities, once completed, will depend on a reliable electricity-supply.



# 6 SOCIAL SERVICES


Throughout most of the period, Gaza has shown remarkable resilience in the areas of primary health and basic education, in large part due to services provided by UNRWA and other international partners. However, in neither area have services been able to keep up with the growing demand. Restrictions on import of construction material and equipment, damages sustained in multiple rounds of conflict, low human resources and morale are leading to a gradual decay in the quality of services.

At the same time, providers of humanitarian assistance and other social services are heavily impacted by the long-standing electricity crisis. To maintain a minimum level of critical services, providers rely on back-up generators, which are constantly at risk due to funding shortages for fuel, limited fuel storage capacity, recurrent malfunctioning due to overuse, and challenges in procuring spare parts and new generators due to import restrictions. Since December 2013, emergency fuel supplies from the international community to the most vital health, WASH and municipal facilities have prevented the collapse of these services. Currently, 186 critical facilities receive emergency fuel: 32 in the health sector, 124 in the water and wastewater sector and 30 in the solid waste sector.

## HEALTH

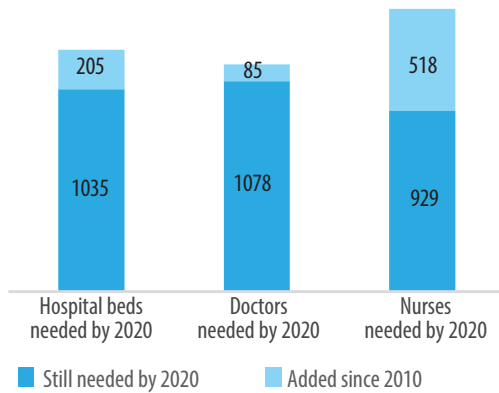
Indicator	2010	2016	2020 projection (requirements to maintain 2010 service level)
Number of hospital beds per 1,000 people	1.8	1.58	Over 1,000 hospital beds needed
Number of doctors per 1,000 people	1.68	1.42	Over 1,000 doctors needed
Number of nurses per 1,000 people	2.09	1.98	Almost 1,000 nurses needed

The Israeli closures compounded by the Palestinian divide directly affect the sector's ability to ensure quality staff training, medical supply and equipment, and maintenance of infrastructure. Several hospitals and clinics were also damaged or destroyed during the three rounds of hostilities in Gaza. As a result, while the population has doubled since 2000, the number of functioning primary health care clinics has decreased from 56 to 49 (note UNRWA currently runs an additional 22 health centers), resulting in crowded conditions, decreased doctor-patient time and further reduced quality of services. In addition, an insufficient and intermittent supply of electricity has contributed to difficulties in the provision of health care particularly with





## PROJECTED HEALTH CARE SYSTEM REQUIREMENTS



regard to the effectiveness of immunization (vaccines) programmes which are dependent on uninterrupted functioning of the cold chain.

While there has been a slight increase in the numbers of hospital beds, doctors and nurses between 2010 and 2016, high population growth has meant that their availability per capita has actually decreased over the same period. Thus, while the absolute number of hospital beds in Gaza increased from 2,769 in 2010 to 2,974 in 2016, the rate of beds per 1,000 people declined from 1.80 to 1.58 over the same period. Similarly, the number of doctors in Gaza increased slightly from 2,578 in 2010 to 2,663 in 2016, but the rate of doctors per 1,000 people declined from 1.68 to 1.42. For nurses, the increase in numbers has been slightly greater, with an additional 518 nurses added to the 3,207 nurses in Gaza in 2010 translating nevertheless into a slight decline in the rate of nurses per 1,000 people from 2.09 in 2010 to 1.98 in 2016.

The reduction in the structural capacities and human resources of the health care system in Gaza has worrying implications for the quality and overall capacity of services. These problems are further compounded by chronic shortages in essential drugs and medical disposables and the lack of regular payment of Ministry of Health staff.

While some basic health indicators in Gaza have remained relatively high – in large part due to services provided with international assistance, particularly through UNRWA - many of these indicators have now started to stagnate or even decline. For example, studies of Gaza's refugee population revealed no significant reduction in Gaza's infant mortality

rate in recent years.<sup>40&41</sup> The rate of breast cancer survival declined from 59% in 2006-2010 to 46% in 2010-2014. This sensitive marker illustrates the need for improved breast cancer services for effective detection and treatment.

At the same time, the rising burden of non-communicable diseases has resulted in increased and unmet needs for prevention and treatment measures, while tertiary health care services in Gaza lag behind the standard expected in the region, including for mental health care, metabolic diseases, cancer treatment and trauma rehabilitation.

As a result of the poor quality of healthcare and the lack of many services, many patients look for medical assistance and treatment in West Bank and beyond, which is challenging due to limitations in movement and obtaining permits. The annual number of MoH referrals of patients for care outside of Gaza tripled in the past ten years from 8,276 in 2006 to 24,616 in 2016. Over the same time period the approval rate of permits granted by Israel to patients to exit Gaza for medical treatment dropped from 90% to 62% of applicants.<sup>42</sup>

## FORECAST

In 2010, the UN projected that by 2020, Gaza would require almost 800 additional hospital beds; more than 1,000 additional doctors and more than 2,000 additional nurses. Since then, more accurate data has become available and the UN has therefore subsequently adjusted these requirements to 1,240 additional hospital beds, 1,163 additional doctors and 1,447 additional nurses.<sup>43</sup>

However, since 2010, only 205 additional hospital beds have been provided and 85 additional doctors have been registered, while 518 additional nurses were registered in the same period. As a result the number of hospital beds, doctors and nurses per capita has further decreased.

In order to revert to the already low 2010 levels of beds, doctors and nurses per 1,000 people, it is now projected that an additional 1,035 hospital beds, 1,078 additional doctors and 929 additional nurses will be needed in Gaza by 2020.

While these additional staff would help to improve services, there were significant gaps in the availability and quality of health care for people in Gaza in 2010, with a reliance on external referral for specific areas of hospital care, including many cancer treatments. The deterioration in the availability of health services, as expressed by these indicators, points to a worrying trend for the future health of Gaza's population.

## EDUCATION

Indicator	2012	2017
Number of teachers per 1,000 students	38.7	36.7
Number of class rooms per 1,000 students	26.3	26.4
Number of class room hours per student	4 Hours	4 hours

In the education sector, Gaza also has a high-level of basic educational attainment, in large part due to UNRWA and other international organizations, providing primary schooling. Over the past decade, the literacy rate in Gaza increased from 94% in 2006 to 97% in 2016. At the same time, the average years of schooling increased from 9.17 to 10.66 years, and remained higher than in the West Bank.

Meanwhile, the infrastructure and the quality of learning in non-UNRWA schools have deteriorated significantly over the past ten years. In addition, many schools were damaged or destroyed during successive rounds of hostilities, further increasing the pressure on education facilities. During the 2014 hostilities, 547 educational facilities, including 259 schools, 274 kindergartens, and 14 tertiary education institutions were damaged or destroyed, affecting 350,000 students. To date, most of the affected schools have been repaired, however 181 kindergartens and 11 higher education institutions are yet to be repaired due to lack of funds.

The shortage of infrastructure – and in the case of UNRWA schools, the agency’s financial challenges - also has an impact on the quality of education. Classrooms now have

an average of 38.9 students in public schools and 39.3 in UNRWA schools. Moreover, 61.7% of government schools and 70.4% of UNRWA schools currently operate on a double shift system, limiting student access to the classroom to only four hours per day.<sup>44</sup> The internal political division also means that public education services in the Strip do not have a regular budget for running costs and budget shortfalls have left many teachers unpaid for months.

As a result, there is a growing risk that the high-level of educational attainment cannot be sustained.

## FORECAST

By 2020, it is estimated that 665,000 students will be enrolled in schools and 100,000 will be enrolled in universities. Keeping pace with the growth of pupils and students in the Gaza strip will be one of the major challenges for the sector of education in the coming years as at least 900 new schools will be required in Gaza Strip by 2030. In the Gaza 2020 report, it was projected that 250 additional schools were needed immediately, and another 190 schools would be needed by 2020 to meet the demands of a rapidly expanding population. However, between 2012 and the end of 2016, only 33 governmental schools and 24 UNRWA schools were built, i.e. well below the actual need.

In addition to the problem of ensuring adequate facilities, equipment and personnel to keep up with the high growth in the student population and the quality of the services in the education sector will be difficult to sustain. This will require increased opportunities for training of teachers and educational advancement, which requires a relaxation on the restrictions of travel to the West Bank and abroad.



# 7 PROTECTION AND HUMAN RIGHTS

## INTERNATIONAL HUMANITARIAN LAW

As the occupying power<sup>45</sup>, Israel has obligations to the population and in particular to facilitate rapid and unimpeded passage of humanitarian relief for civilians in need.<sup>46</sup>

Provisions of international law relating to the conduct of hostilities are also relevant within the context of Gaza, and must be respected by all parties to the conflict, including Hamas and other Palestinian armed groups. In particular, all parties have to respect the principles of distinction, proportionality and precaution.<sup>47</sup>

The independent commission of inquiry established by the Human Rights Council to investigate all violations of IHL and international human rights law in the oPt in the context of the 2014 military operations concluded that both the IDF, Hamas and other Palestinian armed groups may have committed war crimes.<sup>48</sup> Alleged violations during the 2014 hostilities in Gaza are similar to those documented and investigated in 2008/09 and 2012, underscoring the recurrent nature of the violations in Gaza and the failure of efforts to prevent their repetition.<sup>49</sup> However, almost three years after the 2014 escalation in hostilities, serious concerns persist regarding the degree of accountability by the Israeli authorities and the absence of investigations by Palestinian authorities concerning alleged violations of international humanitarian law and international human rights law, including allegations of war crimes.

## HUMAN RIGHTS

Substantial human rights violations are also taking place in Gaza under Hamas's control. These occur not only during times of heightened tensions or when hostilities escalate but have also become a feature of daily life.

Following its take-over of Gaza in June 2007, Hamas launched a broad campaign aimed at consolidating power by reforming security apparatuses and neutralizing opponents. Since then Hamas has committed human rights violations, including restrictions on freedom of expression, association and assembly as well as a campaign of arbitrary arrests, harassment, torture that even lead to death in custody. Certain associated armed groups, such as members of the Qassam Brigades, were also responsible for extra-judicial kidnappings, beatings and murders of political opponents.<sup>50</sup> In recent years violations by the de facto authorities in Gaza have continued, albeit at lower-scale, including restrictions on the freedom of expression and assembly, arbitrary detention and ill-treatment targeting in particular dissenting voices, journalists and social media activists, members of Salafi groups and political opponents considered as "collaborating" with Israel or the Palestinian Authority.<sup>51</sup> Between 2007 and 2017, a total of 28 civilians sentenced to death were executed by the Hamas in Gaza without the Palestinian President's ratification, as required by the Palestinian law.



The past decade has also witnessed an increasing trend of restricted freedom of expression in Gaza, with the de facto authorities reportedly arbitrarily detaining and torturing civilians, including journalists and social media activists, for expressing views that are perceived as favouring the PA. The de facto authorities also restricted right to freedom of assembly by requiring permission from the Ministry of Interior.<sup>52</sup>

The State of Palestine is also responsible for implementing its human rights obligations in the entirety of the oPt, including Gaza.<sup>53</sup> The de facto authorities in Gaza also bear human rights obligations given their exercise of government-like functions and territorial control,<sup>54</sup> and the State of Palestine, which is legally bound by its ratification of human rights treaties, also has human rights obligations towards individuals in the Strip.

Meanwhile, the numerous restrictions imposed by Israel on both movement of people and goods into and out of Gaza impede the enjoyment of a range of human rights such as the right to freedom of movement and a number of economic, social and cultural rights, including the right to health, education, work, adequate standard of living, and family life.<sup>55</sup> As highlighted below, concerns persist as to the right to life and security of persons following the apparent use of excessive force in law enforcement operations within the ARA, including at sea. Given its jurisdiction and effective control exercised as the occupying power, Israel is bound by human rights obligations towards the population of Gaza.<sup>56</sup>

---

## VIOLATIONS IN THE ACCESS RESTRICTED AREAS (ARAS)

---

Israel's methods of enforcement of access restrictions also impact the right to life and security of person in Gaza. When Israel announced its intention to withdraw from Gaza in 2003, it embarked on a campaign to establish wide "buffer areas" along Gaza's perimeter areas and to restrict access to these by fishermen. These security zones have come to be known as access-restricted areas (ARAs), unilaterally determined by Israel to address security concerns, including the digging of tunnels. In order to enforce these limits, Israel regularly uses force through daily shootings in the direction of fishermen at sea and by the perimeter fence towards farmers, bystanders and demonstrators. Palestinians entering the Access Restricted Areas (ARAs) on land and sea risk being shot even if they present no imminent threat.

On the land border, the size of the ARA has been shifting and there is a lack of clarity on the exact scope of the area. According to available information, the ARA was set at 150 meters from the fence in 2000, extended to 300 meters in May 2009, and reduced back to 100 meters for farmers only with the 2012 ceasefire understanding.<sup>57</sup> Another UN study found that in 2010, the "no-go area" reached up to 500 meters from the fence<sup>58</sup>. The absence of clear criteria for distinguishing between farmers and ordinary residents who are present in the areas between 100-300 meters from the fence, has added to the uncertainty surrounding the access



restrictions to these areas. The ISF uses firearms almost on a daily basis in the context of protests or clashes along the fence, risking the life of civilians living or present there. The OHCHR chaired Protection Cluster together with a number of Palestinian NGO's documented the killing of 389 people (including 10 women, and 60 children), amongst whom 23 fatalities occurred in the context of protests, and the injury of 2,829 others (including 401 children, and 53 women) by Israeli fire in these areas between 2007 and 2017.<sup>59</sup>

At sea, the scope of ARA has also fluctuated over the last ten years.<sup>60</sup> To enforce access restrictions at sea, the Israeli Security Forces use live and rubber bullets, shells, conduct limited incursions, detain fishermen, confiscate, damage, and sink their fishing boats and equipment. During this period, Israel has claimed that militant groups in Gaza have made continuous efforts to smuggle weapons and materials for weapons production through the sea, including by using fishing boats.<sup>61</sup> However under international law, unless there is a credible suspicion that a fishing vessel is being used to commit a hostile act, the use of force against these carriers is only considered as lawful when used in accordance with the principles of necessity and proportionality. The use of lethal force is only justified in instances where there is an immediate threat to life or injury. The majority of the fishermen arrested at sea are never charged or convicted of a crime.

## GENDER-BASED VIOLENCE AND CHILD PROTECTION

Over the past decade, Gaza has also seen rising levels of gender-based violence, and child protection violations. While accurate reporting on these issues remains difficult, a recent report suggests that more than 148,000 women in Gaza are exposed to gender-based violence<sup>62</sup>. Between 2011 and 2014 UNRWA identified 3,160 survivors of gender-based violence in Gaza and provided a range of different services including psychosocial support and legal assistance.<sup>63</sup> Moreover, the Women's Centre for Legal Aid and Counselling has documented 27 killings of women and girls in 2014, 15 cases in 2015 and 18 cases in the first eight months of 2016.

Due to the war, displacement and impoverishment in Gaza, adolescent boys and girls are especially vulnerable to significant protection concerns, including physical and emotional violence, sexual abuse, arrest and detention, child labour, recruitment and use by armed groups, as well as early marriage. Adolescent boys are also subject to direct protection threats either as a result of their involvement with Hamas and armed groups or their targeting by the IDF in the ARAs. Similarly, boys are more at risk of being injured from ERWs<sup>64</sup>.



# 8 GAZA 2020: THREE YEARS UNTIL THE UNLIVEABLE?

Over the past decade, Gaza's economy has weakened, with real GDP per capita largely stagnant and the unemployment rate increasing over time. At the same time, Gaza's infrastructure, basic services and private sector have been gradually debilitated.

As a result, there has been a steady deterioration in living standards and an increase in the vulnerability of the Strip's 2 million people. This vulnerability is further amplified in times of crisis when hostilities have escalated. Consequently, Gaza has been facing a downward spiral of de-development, while the people in Gaza are caught in a cycle of humanitarian need and perpetual aid dependency. Over the past decade, the number of people in humanitarian need has remained above 1 million, with 1.2 million people in need of humanitarian assistance in 2017.

The United Nations and our partners continue to spare no effort to provide emergency humanitarian assistance, while facilitating longer-term projects. However, the current restrictions on the operating environment in Gaza, the fact that the Strip remains beyond the reach of the legitimate Palestinian Authorities and under Hamas control, essentially mean that most of the focus remains on short-term humanitarian and reconstruction projects. The measures needed to move towards more sustainable recovery and development remain elusive if not off-limits.

The costs of inaction are great. Indicators for basic health and education are already starting to decline, and provision of basic services are only kept afloat by humanitarian service-providers. This year, the United Nations and humanitarian partners are requesting \$371 million to provide humanitarian assistance for Gaza – to address vulnerabilities stemming from the critical shortages of basic services and high protection needs. Without these services, Gaza would have been deemed unliveable years ago.

We have less than three years until 2020. It remains essential that the people of Gaza are enabled to live dignified, healthy and productive lives in peace and security and that the current downward spiral is reversed. That requires immediate action by all parties; by Israel, the PA, Hamas and by the international community towards more sustainable development, reinvigoration of Gaza's productive sectors, improvement of freedom of movement for both people and goods, as well as respect for human rights and international humanitarian law.

Without such steps, Gaza will become more isolated and more desperate, the threat of a renewed, more devastating escalation will increase, and the prospects for intra-Palestinian reconciliation will dwindle – and thus so will the prospects for peace between Israel and Palestine.



# ENDNOTES

1. United Nations Country Team in the occupied Palestinian territory: Gaza 2020, August 2012: <http://www.unsco.org/Documents/Media/Gaza%20in%202020%20-%20a%20liveable%20place.pdf>
2. UNFPA Palestine: Palestine 2030 - Demographic Change: Opportunities for Development: <http://palestine.unfpa.org/publications/palestine-2030-demographic-change-opportunities-development#sthash.XBsKxTiU.dpuf>
3. Data from the Ministry of Finance, April 2016.
4. Securing Gaza: Challenges to Reunifying the Palestinian Security and Justice Sectors, unpublished report by the Geneva Centre for the Democratic Control of Armed Forces (CDAF), 2015.
5. Data from the Ministry of Finance, April 2016.
6. Palestinian Centre for Human Rights (PCHR) Press Release, "Military Courts Issues 7 Death Sentences in Gaza in One Day", 20 February 2017: <http://pchgaza.org/en/?p=8831>
7. Al Haq, Capital punishment in Gaza: A continuing and alarming practice, 8 March 2012: <http://www.alhaq.org/documentation/weekly-focuses/542-capital-punishment-in-gaza-a-continuing-and-alarming-practice>
8. While citing security reasons, the Government of Israel justified the new access regime, normally referred to as the blockade, as part of a campaign of 'economic warfare' against Hamas, in a letter to OCHA of 17 March 2011. [http://www.ochaopt.org/documents/ocha\\_opt\\_fragmented\\_lives\\_annual\\_report\\_2012\\_05\\_29\\_english.pdf](http://www.ochaopt.org/documents/ocha_opt_fragmented_lives_annual_report_2012_05_29_english.pdf)

As highlighted in multiple reports of the UN Secretary-General, the continued imposition of the blockade constitutes a form of collective punishment on the civilian population in Gaza contrary to Article 33 of the Fourth Geneva Convention, applicable to the occupied territory: Report of the Secretary General to the Human Rights Council A/HRC/24/30 (22 August 2013), at para. 22; most recently A/HRC/34/38 (16 March 2017), paras. 29 – 32. See also the two latest reports of the High Commissioner for Human Rights on the oPt, A/HRC/34/36, para. 36 and A/HRC/31/40, para. 36.
9. A/HRC/34/38, para. 30.
10. UN Department of Safety and Security figures, includes 2007 through 2009.
11. Palestine Trade Center (Paltrade), special report, 7 July 2009: "Gaza Strip – Two Years Through Siege", page 9: <http://civilsociety-centre.org/sites/default/files/resources/palestinian%20trade%20center.pdf>
12. UN Department of Safety and Security figures
13. UN Department of Safety and Security figures
14. In all of 2016, 178 truckloads of goods exited Gaza compared to 961 truckloads in the first 6 months of 2007.
15. GISHA: <http://gisha.org/en-blog/2015/01/20/gaza-access-and-movement-2014-summary-2/>
16. GISHA: [http://www.gisha.org/UserFiles/File/publications/Rafah\\_Report\\_Eng.pdf](http://www.gisha.org/UserFiles/File/publications/Rafah_Report_Eng.pdf)
17. Decrease since 2005.
18. The number of civilian fatalities during this round of conflict has not been confirmed.
19. Report of the Commissioner-General of the United Nations Relief and Works Agency for Palestine Refugees in the Near East, 1 January – 31 December 2017, p 11/46; UN Secretary-General's Headquarters Board of Inquiry Letter dated 27 April 2015 from the Secretary-General addressed to the President of the Security Council, S/2015/286 (27 April 2015), containing a summary of the report of the Board of Inquiry, available at: [http://www.un.org/en/ga/search/view\\_doc.asp?symbol=S/2015/286](http://www.un.org/en/ga/search/view_doc.asp?symbol=S/2015/286), UNRWA, Schools on the Front Line: the Impact of Armed Conflict and Violence on UNRWA Schools and Education Services, p.1, available at: <https://www.unrwa.org/resources/reports/schools-front-line-impact-armed-conflict-and-violence-unrwa-schools-and-education>.
20. Data excludes those parts of East Jerusalem annexed by Israel in 1967
21. The World Bank, Economic Monitoring Report to the Ad Hoc Liaison Committee, 13 April, 2011: <http://siteresources.worldbank.org/INTWESTBANKGAZA/Resources/AHLCReportApril2011.pdf>
22. Palestinian Central Bureau of Statistics: [http://pcbs.gov.ps/Portals/Rainbow/Documents/Poverty\\_2009\\_2011\\_e.htm](http://pcbs.gov.ps/Portals/Rainbow/Documents/Poverty_2009_2011_e.htm)
23. The World Bank, Economic Monitoring Report to the Ad Hoc Liaison Committee, 19 September 2016: <http://documents.worldbank.org/curated/en/474311473682340785/pdf/108205-V2-WP-PUBLIC-SEPT-14-2PM-September-2016-AHLC-World-Bank-Report.pdf>
24. Palestinian Central Bureau of Statistics: [http://pcbs.gov.ps/portals/pcbs/PressRelease/Press\\_En\\_13-2-2017-lb-en.pdf](http://pcbs.gov.ps/portals/pcbs/PressRelease/Press_En_13-2-2017-lb-en.pdf)
25. UNRWA, 2017 oPt Emergency Appeal, p. 5, available at: <https://www.unrwa.org/resources/emergency-appeals/opt-emergency-appeal-2017>.
26. UNFPA Palestine: Palestine 2030 - Demographic Change: Opportunities for Development: <http://palestine.unfpa.org/publications/palestine-2030-demographic-change-opportunities-development#sthash.XBsKxTiU.dpuf>
27. Palestinian Central Bureau of Statistics, Establishments Census Atlas of Palestine 2012 (November 2013)
28. UNDP Damage Assessment after the 2014 hostilities
29. World Bank, West Bank and Gaza, Investment Climate Assessment: Fragmentation and Uncertainty (Washington, D.C., September 2014), pp. 10-14.
30. UNDP, The Path from Zero-Minus to Economic Recovery in the Gaza Strip, to be published in 2017
31. Currently, the Israeli government allows 250 tons of tomatoes and 50 tons of eggplant to enter Israel from the Gaza Strip each month. Export of these two crop types does not always meet this ceiling, but the inability to export other crop types limits the incentives for Gaza's farmers to cultivate as the Israeli market provides a much higher return than selling on the Gazan or West Bank markets. There are currently no restrictions on the quantity or type of crops that can be sold in the West Bank.
32. OCHA: Access Restricted Areas in the Gaza Strip, July 2013: [http://reliefweb.int/sites/reliefweb.int/files/resources/ocha\\_opt\\_gaza\\_ara\\_factsheet\\_july\\_2013\\_english.pdf](http://reliefweb.int/sites/reliefweb.int/files/resources/ocha_opt_gaza_ara_factsheet_july_2013_english.pdf)
33. Before the fishing zone was restricted to a maximum of 6NM, sardine catch reached 2,500 metric tons (MT) during peak years. However, in 2011, at a 3NM restriction, the catch only reached 350 MT – or 14%. Given that a ton of sardines has a market value between 8-20,000 NIS (depending on the size of the sardines), the financial repercussions of this decline are on the order of millions of dollars each year.
34. UN Women - UN OCHA August 2015: Needs of women and girls in humanitarian action in Gaza: Gender Alert for the 2016 Response Plan
35. UN Women: Building Ties: Towards Integrated Strategies & Policies for Empowering Palestinian Women, 2014
36. UNFPA Rapid Assessment Report: Effects of the Gaza Crisis on Youth, 2014
37. GISHA: Hand on the Switch, January 2017: [http://gisha.org/UserFiles/File/publications/infrastructure/Hand\\_on\\_the\\_Switch-EN.pdf](http://gisha.org/UserFiles/File/publications/infrastructure/Hand_on_the_Switch-EN.pdf)
38. GISHA: Electricity Shortage in Gaza: Who Turned Out the Lights?, May 2010: <http://www.gisha.org/userfiles/file/publications/ElectricitypaperEnglish.pdf>
39. The Egyptian energy supply is paid through a deduction of Egypt's

- contribution to the PA fund to the League of Arab States.
40. van den Berg MM, Madi HH, Khader A, Hababeh M, Zeidan W, Wesley H, et al. (2015) Increasing Neonatal Mortality among Palestine Refugees in the Gaza Strip. PLoS ONE 10(8): e0135092. <https://doi.org/10.1371/journal.pone.0135092>
  41. WHO, Ministry of Health Gaza & UNRWA: Validation of UNRWA survey findings on Infant Mortality in Gaza: Summary of Main Findings, August 2016 [unpublished]
  42. WHO: Right to Health, Crossing barriers to access health in the oPt, 2016 (forthcoming)
  43. The figures used in the original report were based on data collected through syndicate registries. However, many doctors and nurses registered with syndicates may work abroad or not actively work in Gaza. This report therefore uses instead data from the Ministry of Health (MoH) in Gaza, which is based on the numbers of practitioners registered as working in health facilities in Gaza.
  44. Educational Statistical report, MoEHE, Gaza <http://www.mohe.ps/category/reports/>
  45. See ICJ 2004 Advisory Opinion on the Wall, para.101, Security Council (SC) resolutions (e.g. 1860(2009) and 2334(2016)), General Assembly (GA) resolutions (e.g. 62/181, 63/98); Human Rights Council resolutions (e.g. 10/18); Secretary-General's reports (e.g. A/HRC/34/38, para. 9 with references); claims by Israel that its disengagement from Gaza in 2005 amounted to the end of Gaza's occupation were rejected on the basis that the control that Israel retained on Gaza's air space, sea space and external borders continuously amounted to effective control (see Report of the Special Rapporteur on the situation of human rights in the Palestinian territories occupied since 1967, A/61/470, para. 7.)
  46. Art. 59 Fourth Geneva Convention.
  47. ICRC Study on Customary International Humanitarian Law, Rules 1-15; see Secretary-General report A/HRC/34/38, para. 10.
  48. A/HRC/29/52.
  49. A/HRC/28/45, para. 16.
  50. International Crisis Group. Round Two in Gaza. Middle East Briefing N 24, Gaza city/Ramallah/Brussels. 11 September 2008, [https://www.files.ethz.ch/isn/92030/b24\\_round\\_two\\_in\\_gaza.pdf](https://www.files.ethz.ch/isn/92030/b24_round_two_in_gaza.pdf)
  51. A/HRC/12/48, paras. 1359-1365 <http://www2.ohchr.org/english/bodies/hrcouncil/docs/12session/A-HRC-12-48.pdf>
  52. PCHR Press Release, 13 August 2007: PCHR Calls upon the Executive Force to cancel the decision to ban demonstrations without official permission from the Force: <http://pchgaza.org/en/?p=2820>
  53. On 1 April 2014, the State of Palestine notably acceded to seven of the nine core human rights treaties.
  54. Secretary-General report A/HRC/34/38, para. 5 and 75.
  55. See SG report A/HRC/31/44 on freedom of movement and impact on ESCR rights.
  56. Secretary-General report A/HRC/34/38, para. 6 - 8.
  57. OCHA. Um an Naser: opportunities for 'building back better' in the Access Restricted Areas. May 2015: <https://www.ochaopt.org/content/um-naser-opportunities-building-back-better-access-restricted-areas-gaza-strip>
  58. OCHA and WFP: "Between the Fence and a Hard Place", August 2010: [https://www.ochaopt.org/sites/default/files/ocha\\_opt\\_special\\_focus\\_2010\\_08\\_19\\_english.pdf](https://www.ochaopt.org/sites/default/files/ocha_opt_special_focus_2010_08_19_english.pdf)
  59. UN chaired protection cluster figures documented by Al-Mezan Centre for Human Rights on 23 March 2017.
  60. OCHA. Restricted Livelihood GAZA'S FISHERMEN, July 2013: [https://www.ochaopt.org/documents/ocha\\_opt\\_gaza\\_fishermen\\_case\\_study\\_2013\\_07\\_11\\_english.pdf](https://www.ochaopt.org/documents/ocha_opt_gaza_fishermen_case_study_2013_07_11_english.pdf)
  61. <https://www.idfblog.com/2014/03/27/weapons-smuggling-ships-attempt-reach-gaza-intercepted-israel-navy/>
  62. UNFPA/GBV Sub-Cluster: "The humanitarian impact of Gaza's electricity and fuel crisis on Gender-based violence and services", May 2017
  63. UNRWA experience in GBV programming : lesson learned from the last five years, UNRWA, 2015
  64. Gaza Gender Alert, UN Women-OCHA, August 2015





**United Nations Country Team in the occupied Palestinian territory**